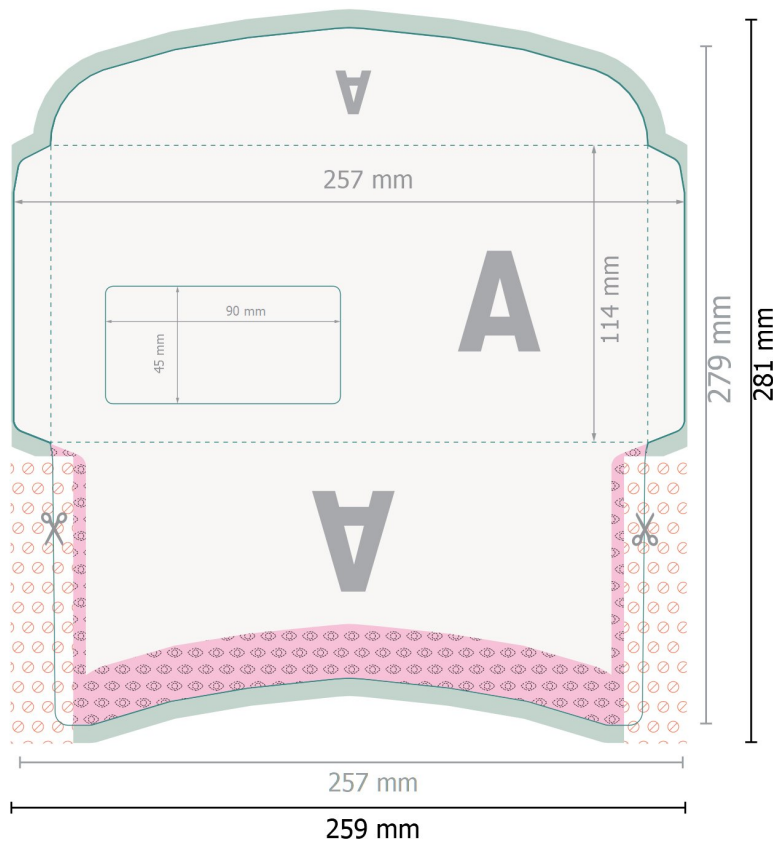


# Envelopes for mechanical insertion, C6/5 with window left, 75 gsm offset paper



Please remove the die line from the download template before generating your printfiles.  
Please provide a second file (view file) to specify the position of the die line.

**Dataformat (incl. 1 mm bleed):**  
25,9 x 28,1 cm

**Trimmed size:**  
25,7 x 27,9 cm

**Trimmed size (closed):**  
22,9 x 11,4 cm









**Printable area:**  
25,7 x 26,7 cm

**bleed:**  
1 mm

**Safety margin:**  
4 mm

Maintaining space between the text/information and the edge of the trimmed format prevents undesirable cuts.

## Explanation of symbols

-  Bleed
-  Reading direction
-  Trimmed size
-  Data format
-  We will cut/perforate your product here
-  Not printable
-  Limited visibility area
-  Creasing/Folding

## Please note:

Allow for trim allowance and safety margin according to instructions.

Arrange background graphics, images or graphics up to the edge of the data format.

Tolerances may occur during production due to cutting, punching and folding processes.

Printing data: Instructions and templates can be found under the menu item *Printing data* at [www.onlineprinters.ie](http://www.onlineprinters.ie)